

# Financial Highlights

## 財務摘要

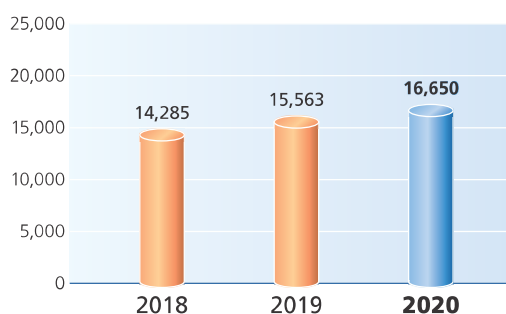
截至十二月三十一日止年度  
For the year ended 31 December

		2020 US\$'000 千美元	2019 US\$'000 千美元	Difference 差異
Revenue	收益	<b>360,741</b>	357,857	0.8%
Gross profit	毛利	<b>72,556</b>	66,565	9.0%
Profit for the year	本年度溢利	<b>16,677</b>	15,585	7.0%
Profit attributable to owners	擁有人應佔溢利	<b>16,650</b>	15,563	7.0%
Basic earnings per share	每股基本盈利	<b>1.09 US cents 美仙</b>	1.02 US cents 美仙	
Diluted earnings per share	每股攤薄盈利	<b>1.09 US cents 美仙</b>	1.02 US cents 美仙	
Final dividend proposed per share	擬派每股末期股息	<b>0.462 US cents 美仙</b>	0.214 US cents 美仙	
Total dividends paid and proposed per share	已付及擬派每股股息總額	<b>0.656 US cents 美仙</b>	0.614 US cents 美仙	

### PROFIT ATTRIBUTABLE TO OWNERS

擁有人應佔溢利

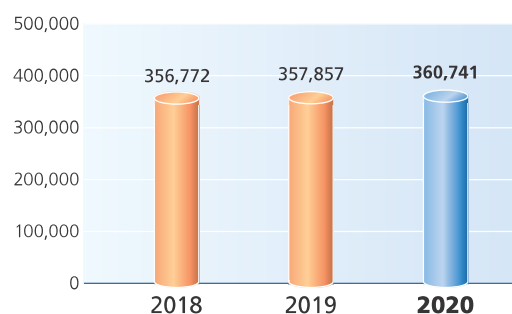
in US\$'000 千美元



### REVENUE

收益

in US\$'000 千美元

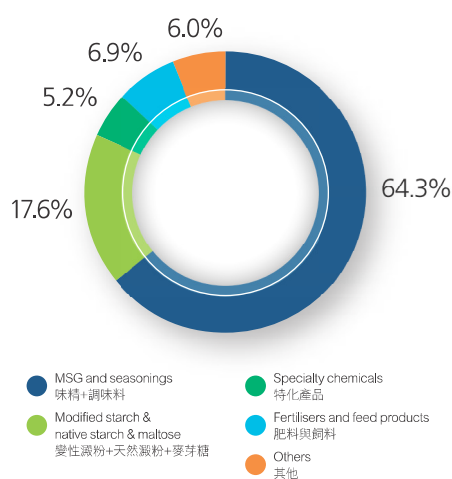


### REVENUE BY PRODUCTS

按產品分類之收益

12 months ended 31 Dec 2020

截至二零二零年十二月三十一日止十二個月



### REVENUE BY GEOGRAPHIC LOCATION

按地區分類之收益

12 months ended 31 Dec 2020

截至二零二零年十二月三十一日止十二個月

